

23 elements Yagi antenna

1260 to 1300 MHz

Part Nr. 220623



Electrical data

Radiation at 1296 MHz

Effective electrical length	: 7.43 λ
Isotropic gain	: 18.1 dBi
Aperture angle @ -3 dB	
- E-plane	: 2 x 10.1°
- H-plane	: 2 x 10.3°
First side lobe set	
- E-plane	: - 10.6 dB @ 27°
- H-plane	: - 9.3 dB @ 28°
Rear protection	: - 21 dB
Average stray radiation	
- E-plane	: - 37 dB
- H-plane	: - 28 dB

Bandwidth

Gain @ -1 dB	: 1246 to 1326 MHz
Nominal impedance	: 50 Ω
Impedance match bandwidth @ SWR <1.3/1.....	: 1290 to 1302 MHz
Acceptable RF power (continuous duty)	: 300 W

Array of 2 or 4 antennas

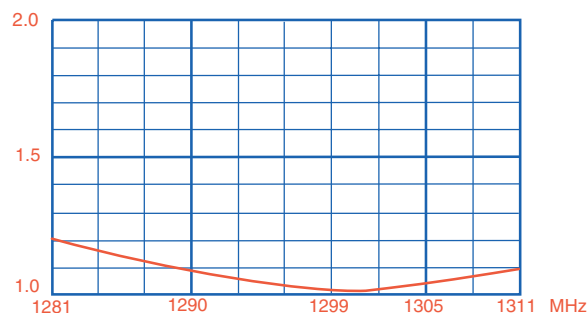
(optimized stacking distance. from center to center of elements. for minimal side lobe radiation)

- E plane - Electrical distance	: 3.05 λ
- Pratical distance	: 0.70 m
- H plane - Electrical distance	: 3.05 λ
- Pratical distance	: 0.70 m

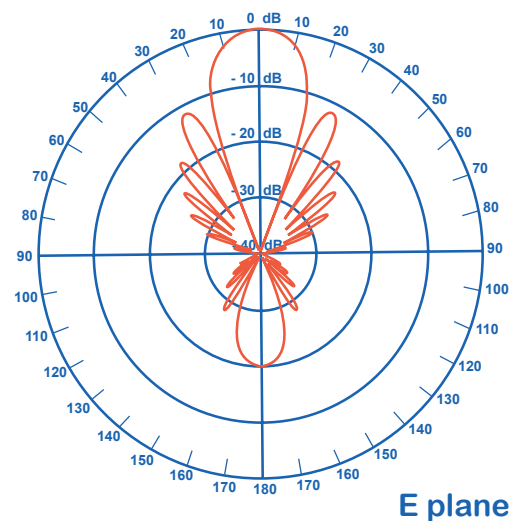
Mechanical data

Connector	: N
Overall length	: 1.75 m
Mass	: 1.4 kg
Effective wind load	
- Horizontal polarization	: 0.06 m ²
- Vertical polarization	: 0.05 m ²
Approximate wind load (25 m/s - 55 mph)	
- Horizontal polarization	: 2.4 daN
- Vertical polarization	: 2.0 daN
Approximate wind load (45 m/s - 100 mph)	
- Horizontal polarization	: 7.9 daN
- Vertical polarization	: 6.5 daN

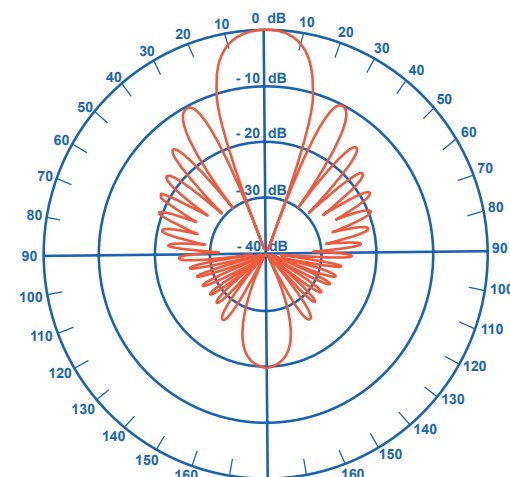
SWR curve



Radiation patterns



E plane



H plane

